

PRELIMINARY SUMMARY
OF
RESULTS RELATED TO CHRONIC CONDITIONS

DUBAI HOUSEHOLD HEALTH SURVEY 2009 PRELIMINARY SUMMARY OF RESULTS RELATED TO CHRONIC CONDITIONS

Background

This document summarizes key results from the chronic conditions and health service coverage of the Dubai Household Survey 2009 (DHHS) and is one of the analytical summaries and policy notes published by the Dubai Health Authority using data from the Dubai Household Health Survey.

About the Dubai Health Authority. The Dubai Health Authority (DHA) was created in June 2007 by His Highness Sheikh Mohammad Bin Rashid Al Maktoum, UAE Vice President, Prime Minister and Ruler of Dubai. As the strategic health authority for the Emirate of Dubai, the DHA is empowered to set policies and strategies for health in the Emirate and to assure the application of those policies and strategies. His Excellency Qadhi Saeed Al Murooshid is Director General of the Dubai Health Authority.

About the Dubai Household Health Survey. The Dubai Household Health Survey (DHHS) is the largest and most comprehensive survey of health and healthcare issues ever carried out in the Emirate of Dubai. The survey, which was conducted in 2009, provides a statistically accurate and representative picture of key health and healthcare variables across all of Dubai's diverse population including nationalities, ages and income groups. Surveyors randomly selected 5,000 households across the Emirate of Dubai - 2,500 of them UAE Nationals - and visited them personally to obtain detailed information on issues from household health expenditure and access to health services to exercise levels, dietary habits, lifestyle diseases and use of medicines. The survey - which had a response rate of 98 percent - also included questions on injuries, mental health and physical capabilities and a detailed module on people's use of and satisfaction with public and private health services in the Emirate. The Survey was designed and led by DHA's Policy and Strategy Department - drawing on in-house expertise from senior staff with experience at the World Health Organization, the World Bank and the Population Council - and was implemented in close collaboration with the Dubai Statistics Center (DSC). The design and methodology of the survey were adapted from those used in the World Bank's Living Standards Measurement Surveys (LSMS), the World Health Organization's World Health Surveys (WHS) and the US Centers for Disease Control's National Health Interview Surveys (NHIS).

Introduction

The document summarizes key findings of the Dubai Household Health Survey on chronic conditions. Respondents were asked various questions on chronic conditions such as Diabetes, Hypertension, Arthritis and Hyperlipidemia.

Figure1. Have you ever been diagnosed with diabetes, hypertension, arthritis or high blood cholesterol?

The following graph shows UAE nationals have the higher prevalence rates of DM, Hypertension, Arthritis and Hyperlipidemia compared to Non-UAE nationals. One possible explanation to this finding is that the Non- UAE population in Dubai mainly comprises of young, healthy male workers between age of 18 to 39 years and the prevalence of chronic diseases in this age group is quite low compared to 40 and above population.

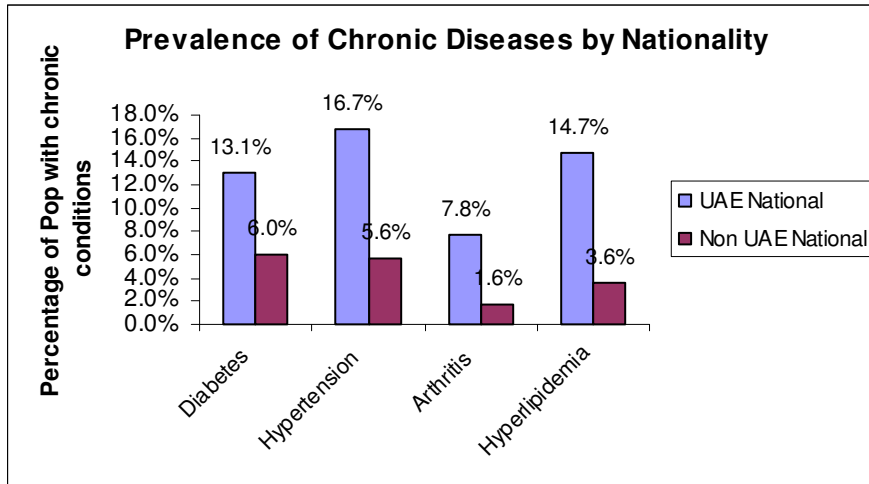


Figure 1b: Prevalence of chronic conditions by Nationality Group

The prevalence rate of chronic conditions varies by nationality group. Figure below shows, among UAE nationals the prevalence of chronic diseases is about 29% .Among non-nationals , Indians have the prevalence rate of about 17.53% followed by other Arabs which is 16.87%.Philipinos have the lowest prevalence rate of 8.82%.

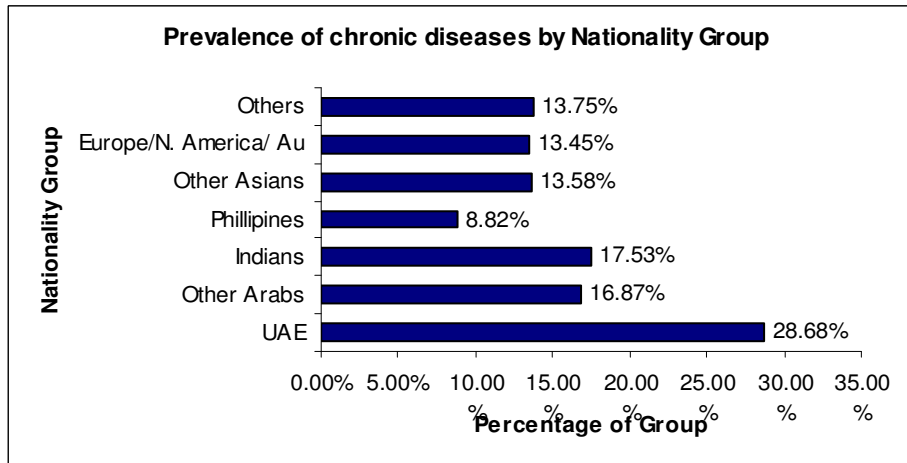


Figure 2: Prevalence of chronic conditions by Gender

The prevalence of chronic diseases is almost similar in males and females in Dubai as shown in figure below:

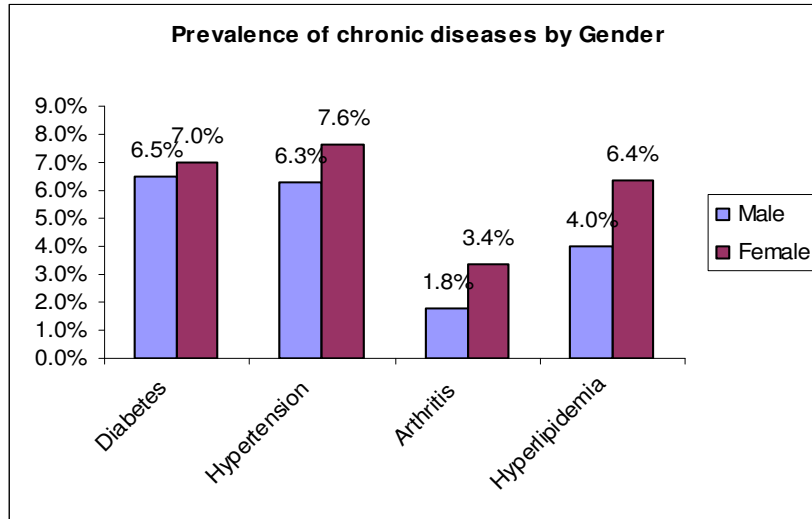


Figure 3: Prevalence of chronic conditions by Age Group

The prevalence of chronic conditions increases with age as shown in fig.3 below. The prevalence of DM in population 60 and above is 22.7%, hypertension is about 31%, Arthritis is 14% and Hyperlipidemia is 23.7%

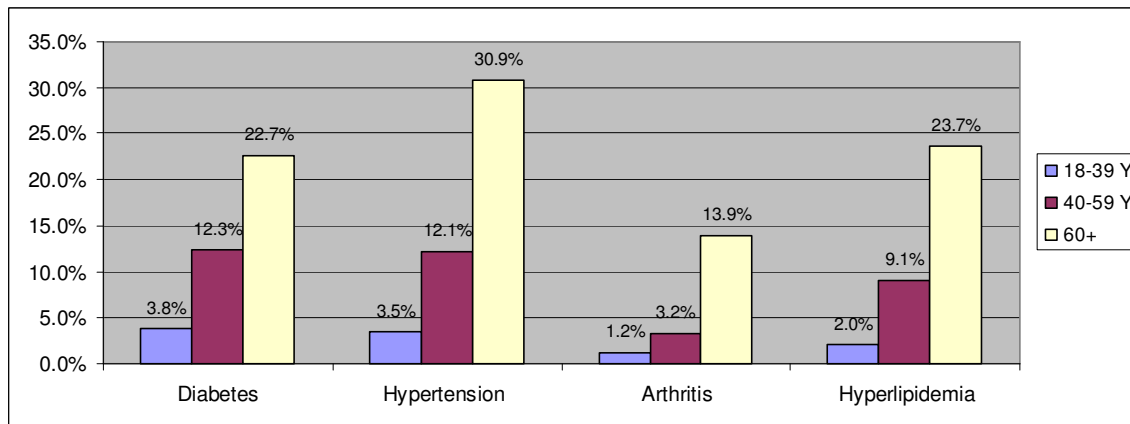


Figure 4: Prevalence of Multiple chronic conditions by Age Group

The prevalence of multiple chronic conditions increases with age.

42% of the pop aged 60 and above has 2 or more chronic conditions as shown below:

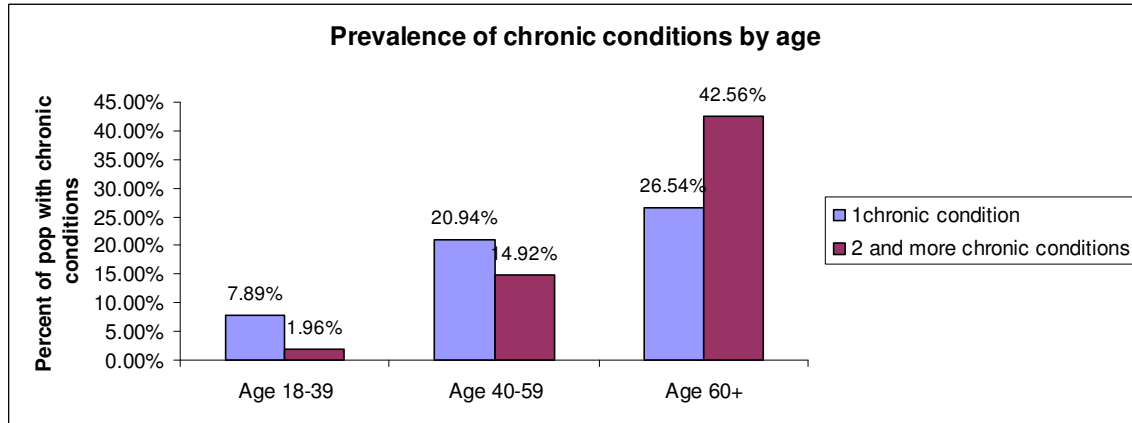


Figure 5 : Prevalence of Chronic conditions by Income Quintiles

The prevalence of chronic diseases varies between 30-37% in different income quintiles. The prevalence of chronic conditions is higher in high income group.

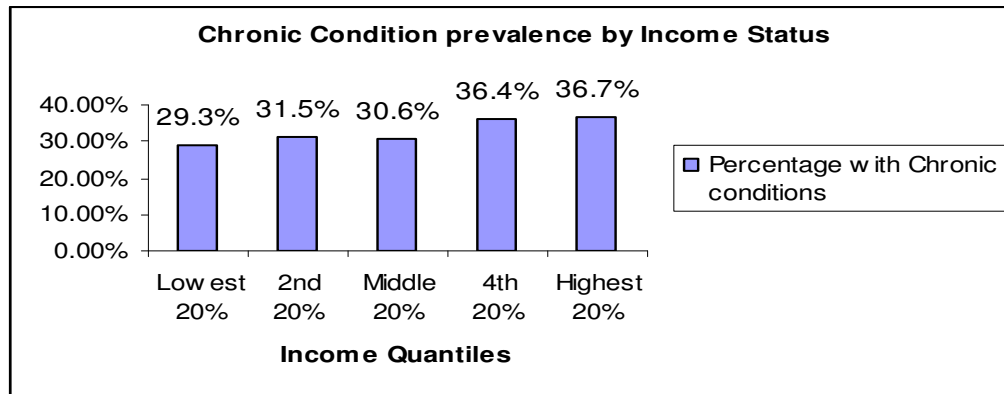


Figure 6 : Out of Pocket Health Expenditure by Number of chronic conditions
On an average the people with chronic conditions spend between 660-1000 AED out of pocket on health as shown in figure 6 below.

